




EMPOWER HIGH GROWTH FUND

Information is correct at 30 November 2021

FUND FACTS

	OBJECTIVE	Long term expected return is cash deposit rates +4.5% p.a. gross of fees managed within a risk
	SUSTAINABILITY	Promotes environmental and social characteristics alongside other factors (Article 8 under the Sustainable Finance Disclosure Regulation)
	INVESTMENT STYLE	Active & Indexed Multi Strategy

RISK LEVEL

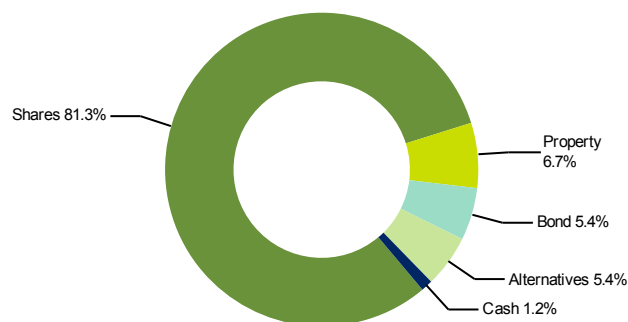
1	2	3	4	5	6	7
LOW RISK		MEDIUM RISK			HIGH RISK	

FUND DESCRIPTION

This fund is a mix of assets such as bonds, shares and property. It features several risk management strategies and may invest in cash from time to time. This is a medium to high risk fund, which aims to have a relatively high exposure to high risk assets such as shares and property. Irish Life Investment Managers monitors and rebalances the fund regularly and may change the mix over time. The benchmark performances and returns reflect the long term expected return from the fund which is cash deposit rates (measured by the Euro OverNight Index Average) plus 4.5% per annum. This is not guaranteed and the fund can experience negative returns.

Warning: If you invest in this product you may lose some or all of the money you invest.

ASSET ALLOCATION



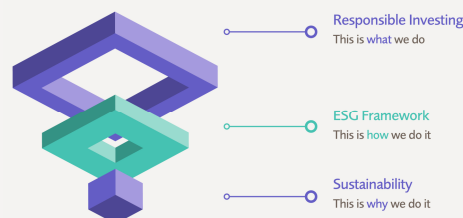
SHARES	81.3%
Global Shares	71.8%
Global Low Volatility Shares	9.5%
PROPERTY	6.7%
ALTERNATIVES	5.4%
BOND	5.4%
Emerging Market Bonds	2.9%
Corporate Bonds	2.5%
CASH	1.2%

TOP TEN SHARE HOLDINGS

STOCK NAME	% of FUND
APPLE INC	3.6%
MICROSOFT CORP	3.1%
ALPHABET INC	2.0%
TAIWAN SEMICONDUCTOR MANUFACTURING	1.6%
AMAZON.COM INC	1.6%
TESLA INC	1.3%
NVIDIA CORPORATION	1.2%
TENCENT HOLDINGS LTD	1.1%
SAMSUNG ELECTRONICS CO LTD	1.0%
HOME DEPOT INC (THE)	0.8%

RESPONSIBLE INVESTING

Our approach is making the difference today to deliver a better, more sustainable tomorrow.



For more information about our approach to Responsible Investment, please refer to:

<https://www.iilm.com/responsible-investing/>

The assets in this fund may be used for the purposes of securities lending in order to earn an additional return for the fund. While securities lending increases the level of risk within the fund it also provides an opportunity to increase the investment return. Part of this fund may borrow to invest in property. Non euro currency exposures may be fully or partly hedged back to euro to reduce foreign currency risk.

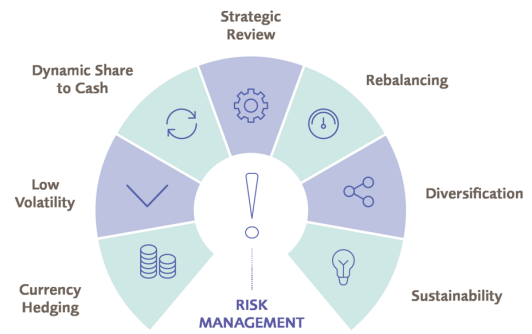
This fund is provided by Irish Life Assurance plc and is managed by Irish Life Investment Managers Limited.

Warning: This fund may be affected by changes in currency exchange rates.

SHARE SECTOR DISTRIBUTION

SECTOR	% of FUND
Information Technology	23.8%
Consumer Discretionary	14.6%
Financials	13.5%
Health Care	11.0%
Communication Services	8.1%
Industrials	8.0%
Consumer Staples	5.7%
Materials	5.2%
Energy	3.3%
Other	6.8%

RISK MANAGEMENT STRATEGIES



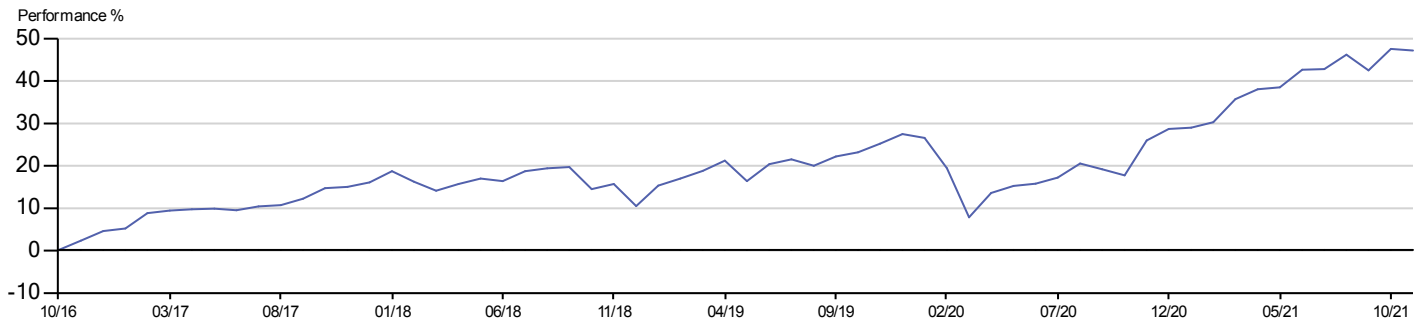
CALENDAR YEAR RETURN

	2017	2018	2019	2020	YTD
Fund	11.03%	-4.84%	15.43%	0.94%	14.41%
Benchmark	4.11%	4.14%	4.09%	4.01%	3.65%

PERFORMANCE AS AT 30/11/2021

	1 Month	3 Month	1 Year	3 Year p.a.	5 Year p.a.	Since Launch p.a.
Fund	-0.27%	0.69%	16.87%	8.37%	7.56%	7.83%
Benchmark	0.32%	0.99%	4.00%	4.03%	4.07%	4.07%

CUMULATIVE PERFORMANCE



Fund returns are quoted before taxes and after a standard annual management charge of 0.65%. Annual fund management charges are calculated and deducted based on the offer price of the fund. The unit price and value of the fund are always quoted after an allowance has been made for the fund management charge. There is no Bid/Offer spread.

Launch Date (for the series used in the above performance illustration) = 14 Oct 2016; YTD = year to date; p.a. = per annum

Source: Irish Life Investment Managers

Benchmark: The standard against which the performance of the fund is measured. It typically includes market indices or weighted combinations of these as appropriate.

Warning: Past performance is not a reliable guide to future performance.

Warning: The value of your investment may go down as well as up.

RESPONSIBLE INVESTING KEY CHARACTERISTICS

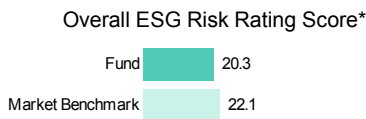
RESPONSIBLE INVESTMENT APPROACH

In line with the overall fund objective, the fund targets investment in strategies which help contribute to achieving its sustainability goals.

This involves selecting strategies which exclude or reduce exposure to companies with poorer sustainability characteristics and increasing exposure to companies with better sustainability characteristics. Sustainability characteristics are also considered in the selection of property and alternative funds.

OVERALL ESG RISK RATING

The Environmental, Social & Governance (ESG) Risk Rating measures the degree to which a company's economic value is at risk due to not considering ESG factors using a calculation of the company's unmanaged ESG risks.



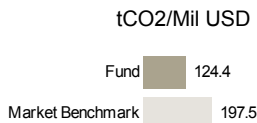
*A lower score indicates a lower level of unmanaged ESG risk and potential risk to the economic value.

ENVIRONMENTAL, SOCIAL & GOVERNANCE RISK SCORE

RISK SCORE*	FUND	MARKET BENCHMARK
Overall	20.3	22.1
Environmental	3.7	4.4
Social	8.9	9.7
Governance	7.4	7.8

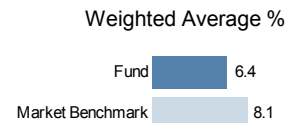
CARBON INTENSITY

Carbon intensity is a metric used to compare company emissions across industries. The absolute emissions is divided by total earnings with the figure expressed in tonnes of carbon dioxide equivalent per million USD of total earnings.



FOSSIL FUEL

Fossil Fuel Involvement measures the percentage of earnings that companies get from thermal coal extraction, coal-based power generation, oil and gas production, oil and gas based power generation, and oil and gas related products and services.

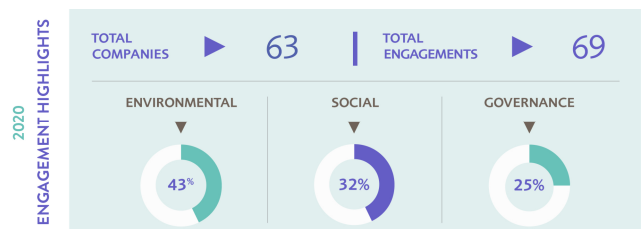
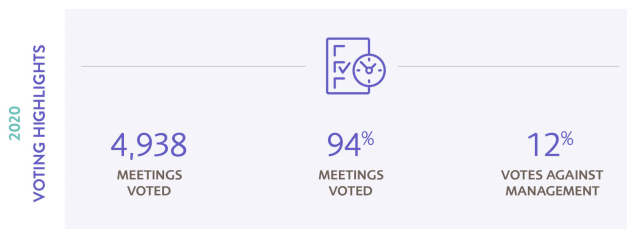


Note: ESG risk scores and carbon metrics are currently calculated for Shares and Corporate Bonds only.

ACTIVE OWNERSHIP

We recognise and adhere to the principle of active ownership and exercise the right to vote on issues submitted for shareholder vote.

Our active engagement policy promotes constructive engagement with investee companies to promote strong corporate governance and effect positive change relating to identified environmental, social and governance issues



More information on our Voting and Engagement policy and activity is available here <https://www.ilim.com/responsible-investing/active-ownership/>

Information is correct as at 30 November 2021

Copyright © (2021) Sustainalytics. All rights reserved. This fact sheet contains information developed by Sustainalytics. Such information and data are proprietary of Sustainalytics and/or its third-party suppliers (Third Party Data) and are provided for informational purposes only. They do not constitute an endorsement of any product or project, nor an investment advice and are not warranted to be complete, timely, accurate or suitable for a particular purpose. Their use is subject to conditions available at <https://www.sustainalytics.com/legal-disclaimers>.

Irish Life Investment Managers are recognised internationally for their expertise, innovation and track record:

- 4 STAR AWARD IN THE IRISH LIFE PENSION FUND GRESB 2020
- INVESTMENT MANAGER OF THE YEAR Irish Pensions Awards 2020
- EXCELLENCE IN DC AWARDS Irish Pensions Awards 2020
- PASSIVE MANAGER OF THE YEAR European Pensions Awards 2018

To find out more about our fund range and to view the latest market and fund manager updates please visit: <http://www.irishlifecorporatebusiness.ie>

Irish Life Assurance p.l.c. is regulated by the Central Bank of Ireland.
Irish Life Investment Managers Limited is regulated by the Central Bank of Ireland.

XEH-NET-1121